





# Zoll X-Series Monitor/Defibrillator User Test





1. If the RFU (Ready For Use) Indicator light is flashing, that means:
  - a. A low battery is installed
  - b. One or more patient monitoring parameters have failed
  - c. A battery fault has occurred
  - d. All of the above
2. The difference in EKG paper between the X-Series Monitor and the others are:
  - a. X-Series paper is graphed
  - b. M-Series paper is rolled
  - c. X-Series paper is plain and rolled
  - d. E-Series paper is rolled


3. Which if the following icons starts/stops the NIBP?

- a. 
- b. 
- c. 
- d. 

4. All X-Series and cables can be cleaned with Dis-Cide Wipes.
  - a. True
  - b. False
5. At the top, middle part of the screen, the screen says "Adult", that indicates what mode the monitor is in. Which of the following is not a monitor mode? Select 2.
  - a. Pediatric
  - b. Child
  - c. Neonate
  - d. Geriatric

6.  If this Icon stands for "Home", which one controls the printer?

- a. 
- b. 
- c. 
- d. 

7. The CO2 pump must be turned on the monitor CO2. This icon is how to turn on the CO2 pump .

- a. True
- b. False

8. Which soft key gets the user into the 12-Lead menu?



9. Which soft key gets the user into the “code markers”?



10. What button changes how many joules you wish to deliver?



11. What side is the monitoring, pulse Ox, and BP Cuff cable kept?

- a. Right Side
- b. Rear
- c. Left Side
- d. None of the Above

12. What happens when the BP cuff fails the read on inflation?

- a. The monitor defaults, and reads on deflation
- b. The monitor fails to read the patients BP
- c. The monitor stops, deflates, and tries again
- d. This will never happen

13. The following set of keys is how to navigate around and select items on



the screen .

- a. True
- b. False

14. The finger probe monitors all the following, except:

- a. Spo2
- b. SpCO
- c. SpMET
- d. SpC3PO

15. There will be both Pediatric, and Adult defib pads carried with the monitor.

- a. True
- b. False

16. Which button would you push if you needed to Cardiovert your patient?



17. The ETCO2 does not need to be monitored while patients have an advance airway placed.

- a. True
- b. False

18. Which of the following keys allows the user to access the second set of soft keys?



19. Which soft key allows the user the change the first line EKG Lead?



20. The V-Lead Cable plugs into the:

- a. Defib Cable
- b. Pulse Ox Cable
- c. 4-Lead Cable
- d. ETCO2 Cable

21. How do you access the PACER menu?



22. The battery for the X-Series Monitor requires a different battery charger.

- a. True
- b. False

23. There are three batteries for the X-Series Monitor. One battery goes in the monitor, one in the cabinet inside the unit, and the other will be on the charger. If the one in the monitor dies, which battery goes into the monitor?

- a. The battery from the charger
- b. Plug in the 110v cord
- c. An E-Series Battery
- d. The battery from the cabinet

24. Where will the X-Series Monitor will be the kept when not in use?


- a. In the ALS Cabinet
- b. On the bench seat
- c. On the Action Area
- d. On the stretcher

25. What should you do before returning any monitor back into service?

- a. Clean all cables, and cords
- b. Wind all cables in a Forwards/Backwards fashion
- c. Make sure battery is not dead.
- d. All of the Above

26. What is the default setting for Joules when the X-Series is in the Adult mode?

- a. 100 Joules
- b. 200 Joules
- c. 120 Joules
- d. 150 Joules

27. The  Home/Display button cycles through three available display modes or functions as a Home button when in a menu.

- a. True
- b. False

28. The  Snapshot button:

- a. Starts/stops an NIBP measurement
- b. Records 24 seconds of numeric and waveform data.
- c. Takes a picture of the patient for record purposes
- d. Captures a 12-Lead